

2016 Census of Agriculture Alberta Farm Operators

Alberta Agriculture and Forestry
Economics and Competitiveness Branch
Statistics and Data Development Section

Alberta Farm Operators


Alberta has the second highest number of farm operators in Canada, behind Ontario.

2011 **62,050** $\xrightarrow{-7.2\%}$ 2016 **57,605**

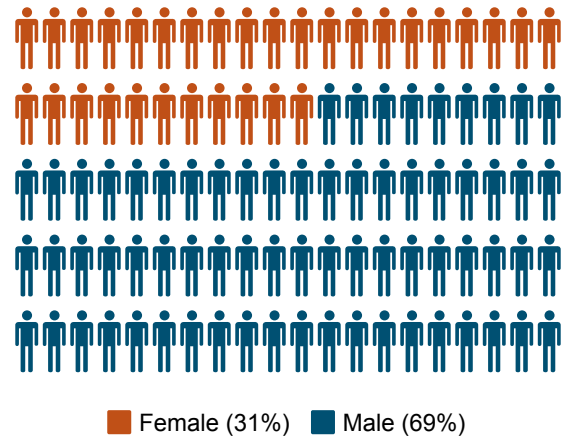
Did you know?

Alberta has the second highest female proportion of farm operators in Canada, behind British Columbia.

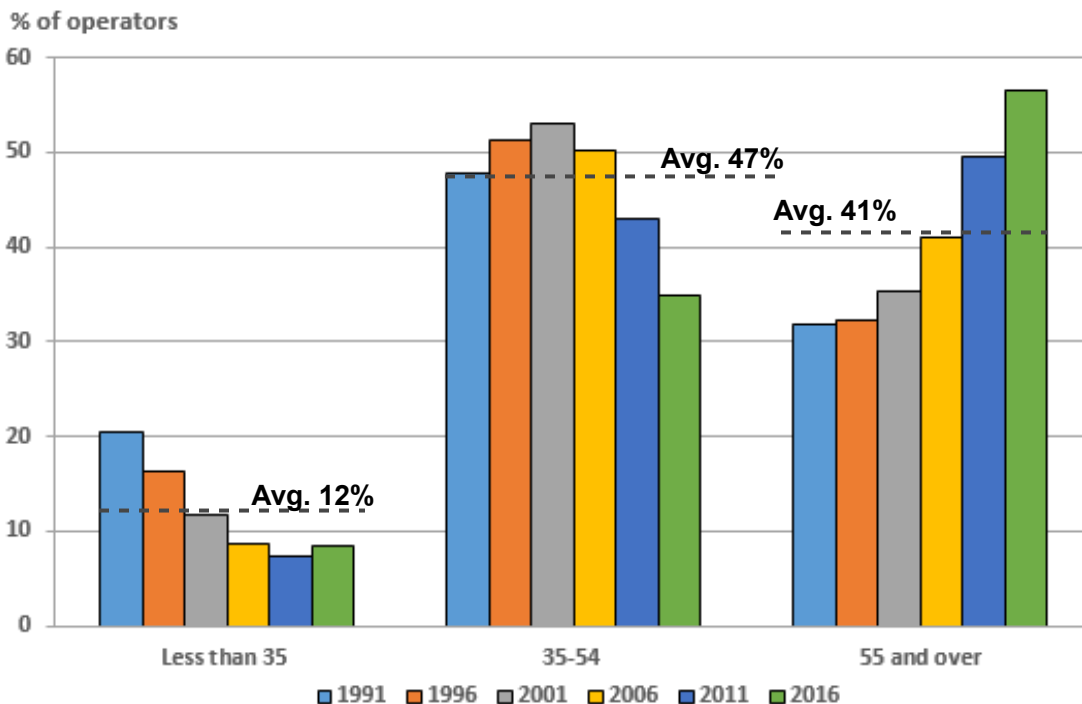
Female Operators in Western Canada



Alberta Farm Operators



Age Distribution of Farm Operators - Alberta



Average Age

Alberta

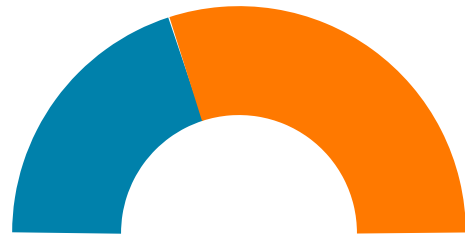
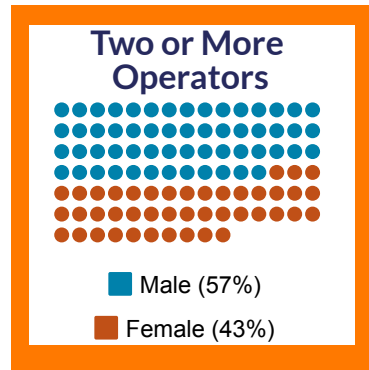
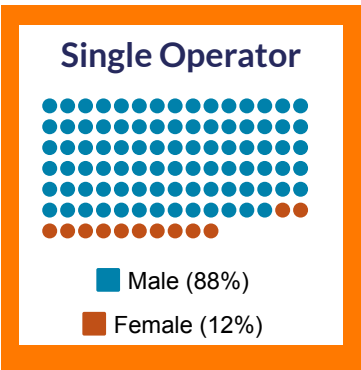
2016: 55.7 years
2011: 54.5 years

Canada

2016: 55.0 years
2011: 54.0 years

For the first time in the past 20 years, the less than 35 years group rose in proportion of farm operators

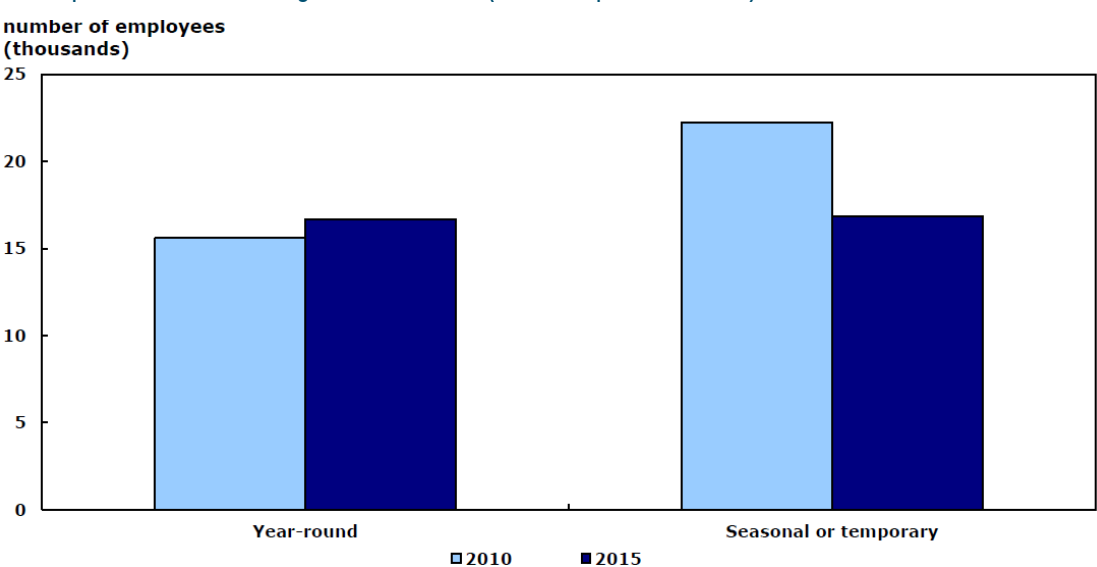
Single Farm Operator and Multiple Farm Operator



Alberta: 40.3 per cent were on single operator farms, and 59.7 per cent were on farms with two or more operators.

Paid Farm Work - Year Round and Seasonal or Temporary

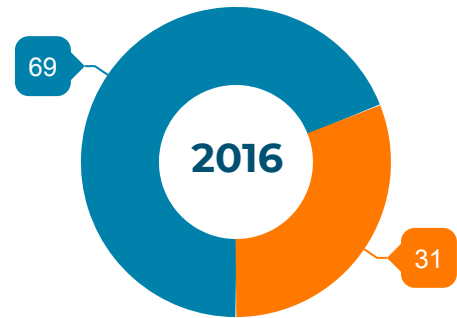
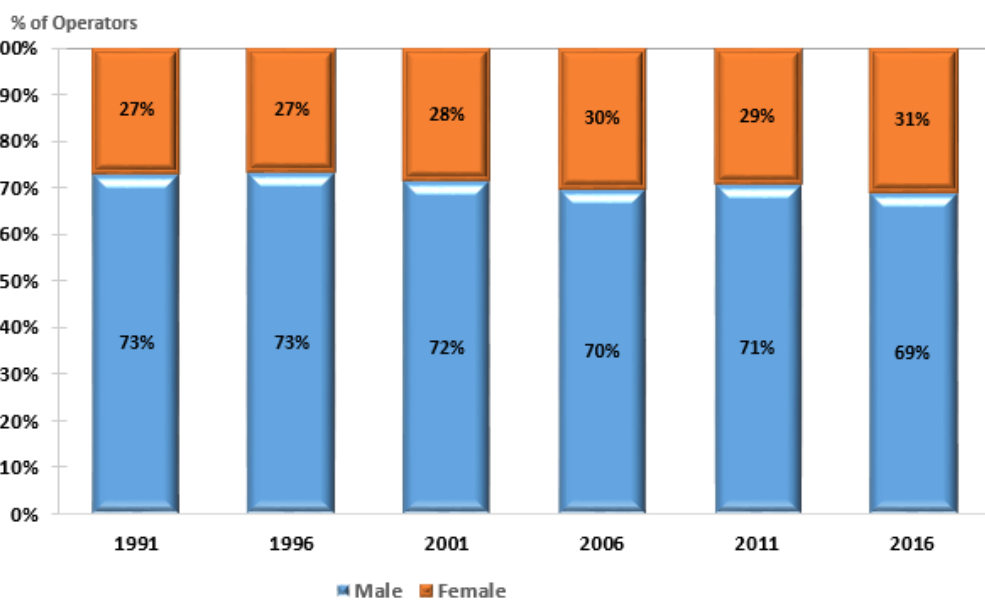
- **2015:** 9,565 farms (23.5 per cent of all farms) reported having a total of 33,498 year-round, seasonal, or temporary employees.
 - Of total employees, 50.3 per cent were seasonal or temporary, while 49.7 per cent were year-round (full or part-time).



Year-round
2015/2010
6.8%
INCREASE

Seasonal or Temporary
2015/2010
24.3%
DECREASE

Male and Female Farm Operators



2016: 39,845 male operators and 17,760 female operators in the province.